













Visual Fraction Model

Shade the region that represents in the fraction.

| | | | |
|---------------|---|---------------|---|
| $\frac{2}{5}$ |  | $\frac{1}{5}$ |  |
| $\frac{3}{6}$ |  | $\frac{3}{6}$ |  |
| $\frac{2}{5}$ |  | $\frac{4}{5}$ |  |
| $\frac{3}{5}$ |  | $\frac{1}{5}$ |  |
| $\frac{3}{6}$ |  | $\frac{4}{6}$ |  |
| $\frac{1}{5}$ |  | $\frac{5}{5}$ |  |