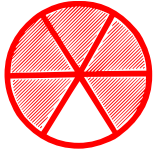


Matching fractions to picture


Which fraction of each shape is correct? Circle the correct answer.



$\frac{1}{2}$

$\frac{3}{4}$

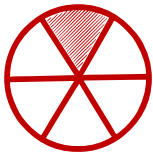
$\frac{5}{6}$



$\frac{2}{6}$

$\frac{5}{6}$

$\frac{6}{6}$



$\frac{2}{6}$

$\frac{1}{6}$

$\frac{3}{6}$



$\frac{3}{6}$

$\frac{2}{6}$


$\frac{4}{6}$



$\frac{2}{6}$

$\frac{3}{6}$

$\frac{4}{6}$



$\frac{2}{6}$

$\frac{5}{6}$

$\frac{6}{6}$